











BÖHLER MT G - MT G U/D

MIG/MAG TORCHES (AIR COOLED)

Torch types - BÖHLER MT		150 G	250 G		300 G		350 G	
Standard								
		M6	M6	M7	M8	M7	M8	M7
	3 m	56638	72767	56641	72781	56655	72795	56658
	4 m	56639	72778	56652	72783	56657	72807	56702
U/D								
		M6	M6	M7	M8	M7	M8	M7
	3 m	81.05.001	81.05.033	81.05.003	81.05.035	81.05.005	81.05.037	81.05.007
	4 m	81.05.002	81.05.034	81.05.004	81.05.036	81.05.006	81.05.038	81.05.008
Wear and spare parts		for 150 G - 150 G U/D	for 250 G - 250 G U/D		for 300 G - 300 G U/D - 350 G - 350 G U/D			
Gas nozzle (5 pcs.)		 NW12 / L = 53 / Ø 18	 NW16 / L = 70 / Ø 22	 NW16 / L = 72 / Ø 25				
		56739	56740		56752			
Contact tip (10 pcs.)		 Ø 6 / L = 25	 Ø 8 / L = 28	 Ø 10 / L = 30				
		M6	M6	M7	M8		M7	
Contact tip ECu	Ø 0.8	56810	72939	60596	72936		56812	
	Ø 1.0	56811	72940	60598	72937		56814	
	Ø 1.2		72947	60605	72938		56817	
Contact tip CuCrZr	Ø 0.8		73098	63443	72948		56820	
	Ø 1.0		73102	63444	72983		56824	
	Ø 1.2		73107	63445	72989		56831	
	Ø 1.6				73014		56839	
Contact tip ECu for aluminium wire	Ø 0.8	63433	73026	63435	73061		63438	
	Ø 1.0	63434	73043	63436	73073		63439	
	Ø 1.2		73055	63437	73086		63440	
	Ø 1.6				73087		63442	

WEAR AND SPARE PARTS MIG/MAG TORCHES (AIR COOLED)

Wear and spare parts	for 150 G - 150 G U/D	for 250 G - 250 G U/D		for 300 G - 300 G U/D - 350 G - 350 G U/D	
Contact tip holder / brass (5 pcs.)	 M8x1 / L = 50	 M10x1 / L = 52	 M12x1 / L = 53		
	M6	M6	M7	M8	M7
	56772	72917	56775	72921	56783
Nozzle spring (100 pcs.)					
	61431				

Liner for air-cooled and liquid-cooled torches MT line				
Liner (1 pcs.)				
		neutral	PTFE (for stainless steel wire)	Carbon-PTFE (for aluminium wire)
Liner 3 m	Ø 0.8	56840	62197	62205
	Ø 1.0 / 1.2	56849	62200	62207
	Ø 1.6	56876	62202	62209
Liner 4 m	Ø 0.8	56846	62198	62206
	Ø 1.0 / 1.2	56875	62201	62208
	Ø 1.6	56877	62204	62210
Liner (1 pcs.)				
		Combi-Liner Al (PTFE/Brass)	Combi-Liner Al (Carbon-PTFE/Brass)	
Liner 3 m	Ø 0.8	70229	70121	
	Ø 1.0 / 1.2	70161	70176	
	Ø 1.6	70155	73108	
Liner 4 m	Ø 0.8	70230	70152	
	Ø 1.0 / 1.2	70215	70224	
	Ø 1.6	70159	73111	